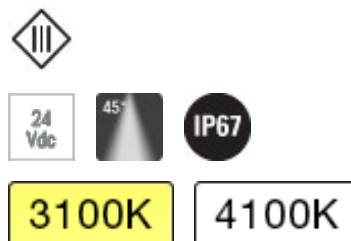



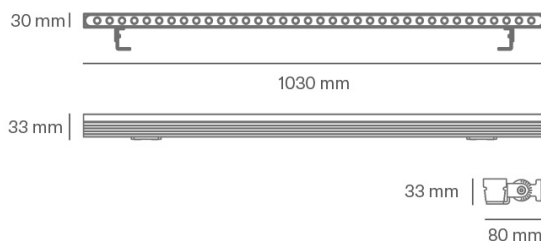
## ELETTRA 16S - LINEARE ELETTRA STAND 16W BLADE DA APPOGGIO DA ESTERNO

### Descrizione



<b>Classe protezione</b>	Classe III
<b>Grado IP</b>	IP67
<b>Materiale corpo</b>	ALL
<b>CRI</b>	Ra>80
<b>Watt</b>	0016
<b>Gradi lente</b>	20° , 45°
<b>Alimentazione</b>	24,0Vdc
<b>Confezione</b>	Box
<b>Garanzia</b>	2 years
<b>Finiture</b>	Grigio chiaro opaco (RAL9006)

### Disegno tecnico



### Confronto modelli

	Finitura	Alimentatore input	Colore luce	Gradi lente	Watt	Grado IP
ET43G2416C20	Grigio chiaro opaco (RAL9006)	24,0Vdc	C	20°	0016	IP67
ET43G2416C45	Grigio chiaro opaco (RAL9006)	24,0Vdc	C	45°	0016	IP67
ET43G2416CE	Grigio chiaro opaco (RAL9006)	24,0Vdc	C		0016	IP67

ET43G2416N20	Grigio chiaro opaco (RAL9006)	24,0Vdc	N	20°	0016	IP67
ET43G2416N45	Grigio chiaro opaco (RAL9006)	24,0Vdc	N	45°	0016	IP67
ET43G2416NE	Grigio chiaro opaco (RAL9006)	24,0Vdc	N		0016	IP67
ET43VIS		24,0Vdc			0016	IP67